

ORPHEUS

Collinear Optical Parametric Amplifier

FEATURES

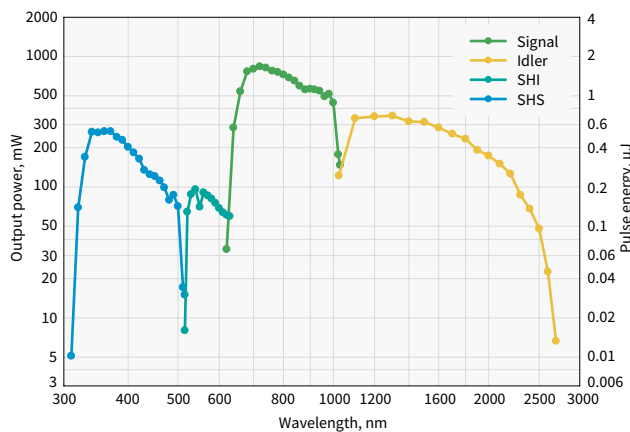
- 190 – 16000 nm tuning range
- Single-shot – 2 MHz repetition rate
- Up to 80 W pump power
- Up to 2 mJ pump pulse energy
- Completely automated



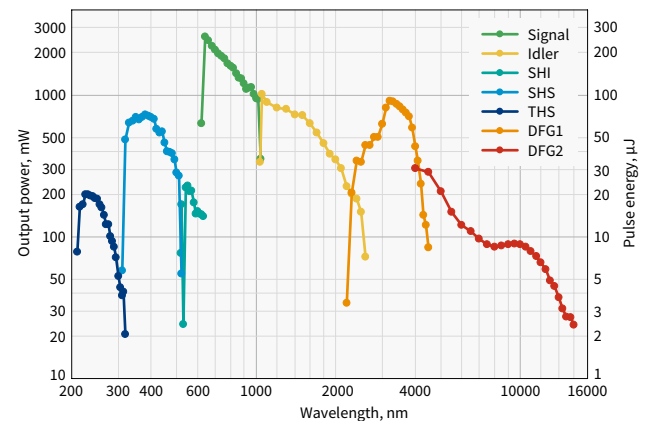
ORPHEUS is a collinear optical parametric amplifier (OPA) designed to provide the widest tuning range. Coupled with a PHAROS or CARBIDE laser, it emits femtosecond pulses tunable from ultraviolet to mid-IR at a repetition rate of up to 2 MHz. Accordingly, it is an invaluable tool for ultrafast spectroscopy, nonlinear microscopy, and microstructuring applications.

The base ORPHEUS model provides a tuning range from 630 to 2600 nm, which is extendable down to 210 nm with external harmonic generators. The ORPHEUS-HP model

integrates all of the wavelength tuning options into a single thermally-stabilized housing. Output wavelength calibration and feedback is possible with an internal spectrometer. Its design offers completely hands-free wavelength tuning and automated wavelength separation, ensuring the same position and direction for the 190 – 2600 nm wavelength range. The mid-IR output is tunable from 2400 nm to 16 μm and has a separate output port. The ORPHEUS-HE model is designed for higher pump pulse energy.



Typical tuning curves of **ORPHEUS**.
Pump: 8 W, 16 μJ , 500 kHz



Typical tuning curves of **ORPHEUS-HE**.
Pump: 20 W, 2 mJ, 10 kHz

For custom tuning curves visit <http://toolbox.lightcon.com/tools/tuningcurves/>

SPECIFICATIONS

Model	ORPHEUS		ORPHEUS-HP		ORPHEUS-HE
-------	---------	--	------------	--	------------

OUTPUT FROM ORPHEUS

Tuning range	630 – 1030 nm (Signal) 1030 – 2600 nm (Idler)				
Integrated 2H (515 nm) generation efficiency	> 35% ¹⁾		not specified		
Maximum pump power	8 W		80 W		
Pump pulse energy	8 – 20 μJ	20 – 400 μJ	8 – 20 μJ	20 – 400 μJ	400 – 2000 μJ ²⁾
Conversion efficiency at peak	> 6% (Signal and Idler combined)	> 12% (Signal and Idler combined)	> 4.5% (Signal) > 2% (Idler)	> 9% (Signal) > 4% (Idler)	
Pulse duration	120 – 250 fs				
Spectral bandwidth @ 700 – 960 nm	75 – 220 cm ⁻¹				
Long-term power stability, 8 h ³⁾	< 2% @ 800 nm				
Pulse-to-pulse energy stability, 1 min ³⁾	< 2% @ 800 nm				
Features	Cost-effective		Completely automated		High energy & completely automated

OPTIONAL WAVELENGTH EXTENSIONS

Pump pulse energy	8 – 20 μJ	20 – 400 μJ	8 – 20 μJ	20 – 400 μJ	400 – 2000 μJ ²⁾
SH package at peak 315 – 515 nm (SHS) 515 – 630 nm (SHI)	> 1.2%	> 3%	> 1.2%	> 2.4%	
210 – 315 nm (THS)	n/a		> 0.4% ⁴⁾	> 0.8% ⁴⁾	
FH package at peak 210 – 258 nm (FHS) 258 – 315 nm (FHI)	Contact sales@lightcon.com		n/a		
190 – 215 nm (DeepUV)	n/a		> 0.3% ⁵⁾	Contact sales@lightcon.com	
2200 – 4200 nm (DFG1)	Contact sales@lightcon.com		> 1.5% @ 3000 nm	> 3% @ 3000 nm	
4000 – 16 000 nm (DFG2)	Contact sales@lightcon.com		> 0.1% @ 10000 nm	> 0.2% @ 10000 nm	

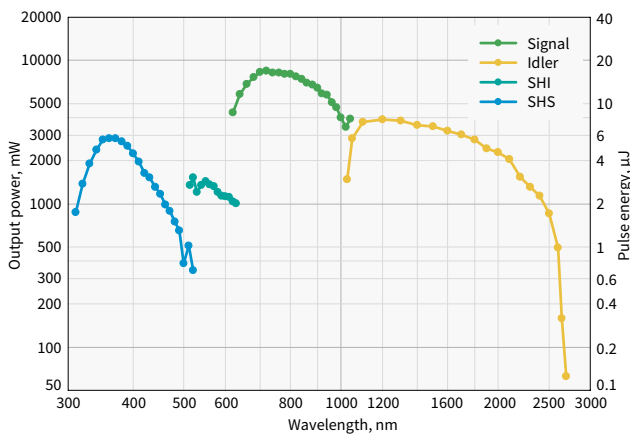
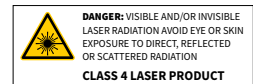
¹⁾ At designated output port B.

²⁾ Pump energy of up to 5 mJ available; contact sales@lightcon.com for details.

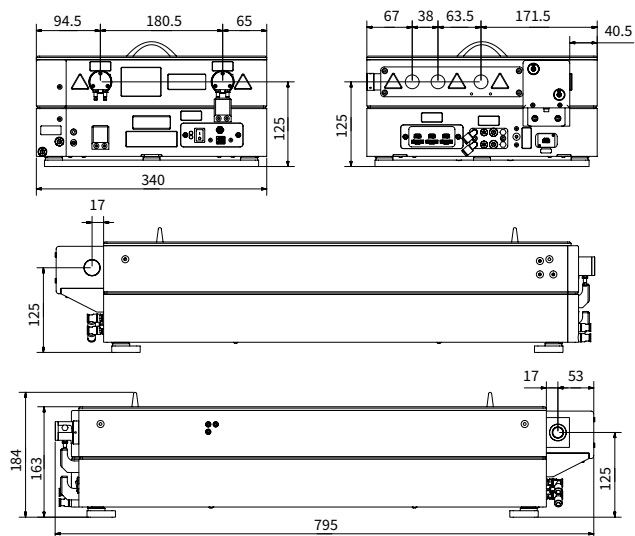
³⁾ Expressed as NRMSD (normalized root mean squared deviation).

⁴⁾ Maximum output power of 400 mW.

⁵⁾ DeepUV conversion efficiency is specified for pump power of < 10 W. In case of higher pump power, conversion efficiency decreases. The maximum output power is limited to 40 mW @ 200 nm.



Typical tuning curves of **ORPHEUS-HP**.
Pump: 80 W, 160 μJ, 500 kHz



ORPHEUS-HP drawings